

Attention Screening  
Exam  
Visual  
~ Form B ~

# Attention Screening Exam (ASE)

## Visual

This is a test of attention, the ability of the patient to concentrate and demonstrate short-term memory.

### General Instructions:

- Alternate daily between Form A and Form B if repeat measures are taken.
- If a patient wears glasses make sure he/she has them on when attempting the Visual ASE.

Scoring: This test is scored by the number of correct “yes” or “no” answers during the second step (out of a possible 10).

### **References:**


Ely, E.W., Inouye, S., Bernard G., Gordon, S., Francis, J., May, L., Truman, B., Speroff, T., Gautam, S., Margolin, R., Dittus, R. Delirium in mechanically ventilated patients: validity and reliability of the confusion assessment method for the intensive care unit (CAM-ICU). *JAMA*; 286, 2703-2710, 2001.

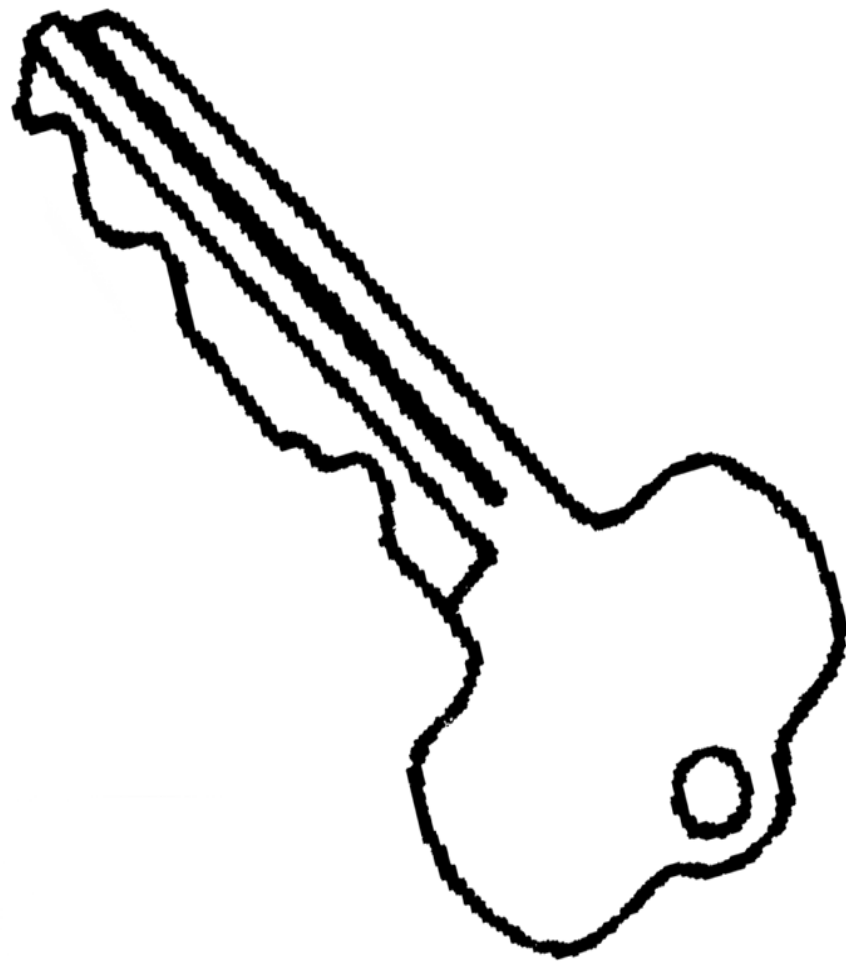
Ely, E.W., Margolin, R., Francis, J., May, L., Truman, B., Dittus, B., Speroff, T., Gautam, S., Bernard, G., Inouye, S. Evaluation of delirium in critically ill patients: Validation of the Confusion Assessment Method for the Intensive Care Unit (CAM-ICU). *Critical Care Medicine*. 29:1370-1379, 2001.

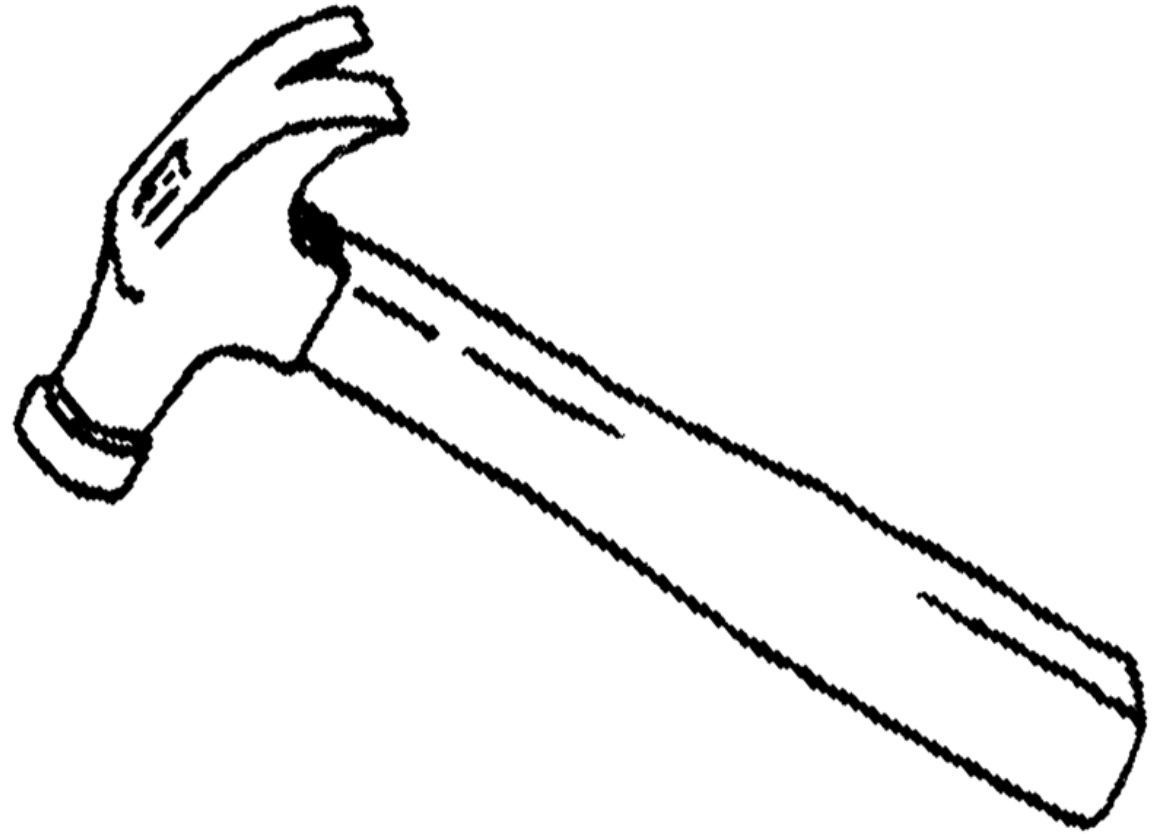
# Step 1 (5 Pictures)


Say to the patient: *“Mr. or Mrs. \_\_\_\_\_, I am going to show you pictures of some common objects. Watch carefully and try to remember each picture because I will ask what pictures you have seen.”*

Show the following 5 pictures for 3 seconds each verbally identifying each picture when shown.













## Step 2 (10 Pictures)

Say to the patient: *“Now I am going to show you some more pictures. Some of these you have already seen and some are new. Let me know whether or not you saw the picture before by nodding your head yes (demonstrate) or no (demonstrate).”*

Show the following 10 pictures (5 new, 5 repeat) for 3 seconds each verbally identifying each picture when shown.

